

Team analytics report

Time period:

November 2021 - December 2021

Report summary:

Team analytics encompasses both the location and the amount of time that a team spends working in different areas of the workplace. This information, also known as team mobility, is typically drawn from utilization data that shows employee behavior and work style preferences.

Report setup:

Data source: Locatee Analytics (IT network infrastructure/ Wi-Fi connected devices), Device inventory

Data collection: Data is collected every 6 minutes. If there is a connected device detected at the time of measurement, the space where the device is located is counted as occupied.

The data included in this report is related to utilization of the buildings 1, 2, 3 located at XXX.

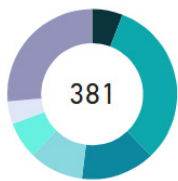
Metrics presented in this section are based on the number of people.

The current setup shows an accuracy of 92% ± 4%.

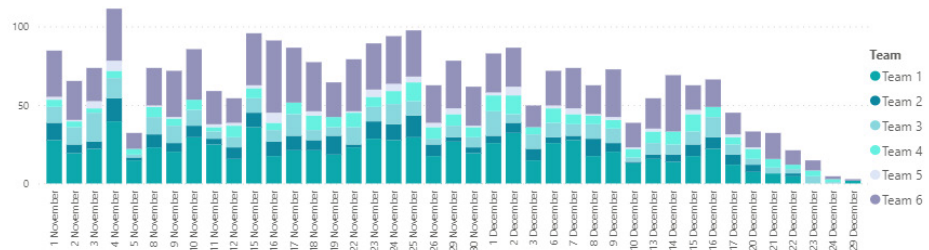
BUILDING 1:

Distinct users

Distinct users



Building level - distinct users



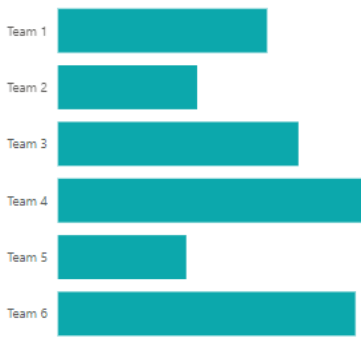
Floor level - distinct users



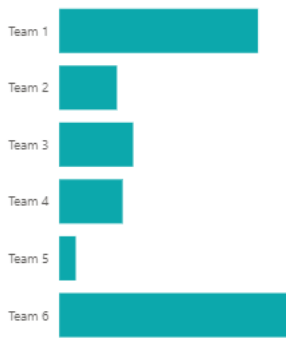
BUILDING 1:

Occupancy

Average hours per employee

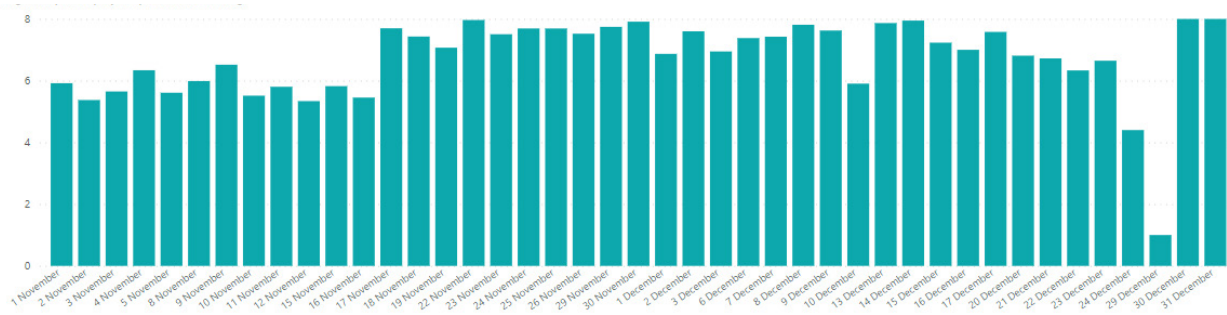
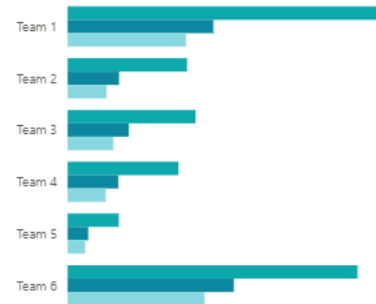


Total hours / Team



Utilization metrics

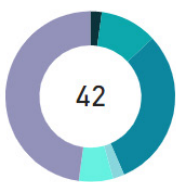
● Absolute peak ● Average peak ● Average utilization



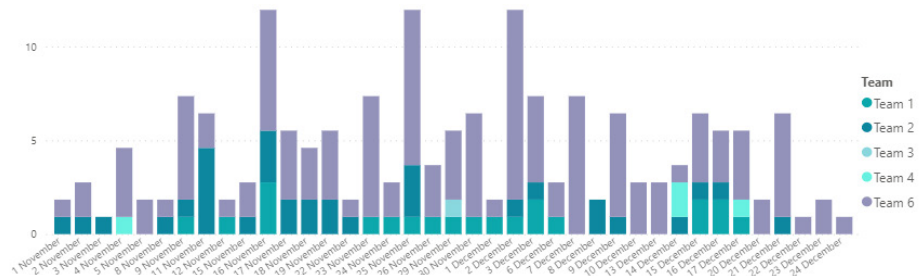
BUILDING 2

Distinct users

Distinct users



Building level - distinct users



Floor level - distinct users

